

# Report to Receive and File Town of Normal Expenditures for Payment as of 05/12/2022-06/08/2022

## Library Fund

<u>Vendor Name</u>	<u>Payment Description</u>	<u>Transaction Amount</u>
COMMUNICATION JUNCTION	NORMAL LIBRARY (BI-MONTHL	270.00
ILLINOIS DEPARTMENT OF REVENUE	SALES TAX PAYMENT	218.00
US BANK/P-CARD	Custom Circle Stickers	151.50
US BANK/P-CARD	Food for Foundation Meeti	55.73
US BANK/P-CARD	Gift Card for PEEP CONTES	35.00
US BANK/P-CARD	Gift Cards for Peep Conte	70.00
US BANK/P-CARD	Gift Certificate for Adul	25.00
Library Fund	- Total	825.23

## Library Fund                      Library                      Administration

<u>Vendor Name</u>	<u>Payment Description</u>	<u>Transaction Amount</u>
66DEGREES, LLC	ARCHIVED USER LICENSE-1	11.73
ACE HARDWARE	TERRAPOT 12"	10.07
AEP ENERGY	ENERGY USAGE	2,015.98
BAKER & TAYLOR COMPANIES	ADULT BOOKS	3,506.55
BAKER & TAYLOR COMPANIES	CHILDREN'S BOOKS	2,503.98
BAKER & TAYLOR COMPANIES	TEEN'S BOOKS	208.46
BAKER & TAYLOR COMPANIES	YOUNG ADULT BOOKS	366.16
BAKER & TAYLOR CONTINUATION	ADULT BOOK	150.74
BAKER & TAYLOR CONTINUATION	REFERENCE BOOKS-3	284.00
BAKER & TAYLOR CONTINUATION	REFERENCE-TRAVEL GUIDES	40.48
BLACKSTONE PUBLISHING	AUDIOBOOKS (2)	77.90
BOUND TO STAY BOUND BOOKS INC	CHILDREN'S BOOKS-12	254.46
BRODART COMPANY	PACKS-CIRCULATE DVD'S/CDS	845.00
BRODART COMPANY	SUPPLIES-CIRCULATE ITEMS	255.50
CDW GOVERNMENT INC	PENS-CIRCULATION SIG.PAD	31.62
CENGAGE LEARNING INC	ADULT BOOKS	71.22
CENGAGE LEARNING INC	ADULT LARGE PRINT BOOKS	65.97
CENGAGE LEARNING INC	ADULT LP BOOKS	70.47
CENGAGE LEARNING INC	CHRISTIAN FICTION (5)	122.95
CENGAGE LEARNING INC	CORE 8 PLAN (7)	182.18
CENGAGE LEARNING INC	LARGE PRINT BOOK-BAXTERS	30.39
CENGAGE LEARNING INC	MAY BASIC 8 PLAN (6)	160.44
CENGAGE LEARNING INC	MAY LG PRINT DIST.PLAN 6	69.75
CENTER POINT LARGE PRINT	ADULT LARGE PRINT BOOKS	68.25
CENTRAL ILLINOIS WINDOW CLEANING	WINDOW CLEANING IN/OUT	525.00
CHIEF CITY MECHANICAL INC	WATER PRESS ISSUE 4/21,27	196.00

## Report to Receive and File Town of Normal Expenditures for Payment as of 05/12/2022-06/08/2022

<u>Vendor Name</u>	<u>Payment Description</u>	<u>Transaction Amount</u>
DEPT OF INNOVATION & TECHNOLOGY	IP ADDRESSES	50.00
DIVERSIFIED MECHANICAL INC	REPLACE AC COMPRESSOR-FL1	820.45
EBCSO SUBSCRIPTION SERVICES	PRICE ADJUSTMENT	12.10
FINDAWAY WORLD LLC	ADULT PLAYAWAYS-5	307.45
FINDAWAY WORLD LLC	CHILDREN'S PLAYAWAY	359.04
FINDAWAY WORLD LLC	PLAYAWAYS (6)	337.44
FINDAWAY WORLD LLC	PLAYAWAYS-1	138.73
FINDAWAY WORLD LLC	PLAYAWAYS-10	578.65
FRONTIER	PHONE SERVICE MONTHLY - L	127.92
INVESTOR'S BUSINESS DAILY	TERM 3YRS-WEEKLY PRINT	749.00
KANOPY INC	DIGITAL CONTENT	325.00
KROGER-INDY CUSTOMER CHARGES	MISC.LIBRARY SUPPLIES	45.54
KROGER-INDY CUSTOMER CHARGES	SUPPLIES FOR STAFF-2 TKTS	127.69
KYLE YAP	MUSIC PERFORMANCE ON 6/1/	250.00
LAKE RUN CLUB	SPONSORSHIP PLEDGE/KIDS R	250.00
LAUTERBACH & AMEN LLP	AUDIT SERVICES	2,000.00
LIBRARY IDEAS,LLC	CHILDREN'S ITEMS	791.10
LIBRARY MARKET	WEBSITE-DESIGN & HOSTING	6,133.00
MENARDS	DIST.WATER-BANDAGES,SPRAY	72.43
MENARDS	SUPP-LATCH BOX,PAIL,SAND	23.62
MIDLAND PAPER	PAPER SUPPLIES	646.88
MIDWEST TAPE	DIGITAL CONTENT	7,531.07
MIDWEST TAPE	DIGITAL CONTENT-MAR22	3,440.57
MILLER JANITOR SUPPLY	MULTIFOLD TOWELS/TOILET P	202.90
MORNINGSTAR INC	SUBSCRIP.RENEWAL-WILLIAMS	3,245.00
NICOR GAS	ENERGY USAGE	990.85
OVERDRIVE, INC	DIGITAL CONTENT	2,753.48
QUADIENT, INC.	QUARTERLY METER RENTAL	59.99
QUILL CORPORATION	LIBRARY OFFICE SUPPLIES	155.81
RESUMAYDAY	LAUREN MILLIGAN: VIRTUAL	250.00
SCHOLASTIC LIBRARY PUBLISHING	CHILDREN'S BOOKS	227.43
US BANK/P-CARD	1 in Pinback Button Set -	233.09
US BANK/P-CARD	2022 Marketing Forum Mini	15.00
US BANK/P-CARD	Adult Book - Not Quiet Pe	14.00
US BANK/P-CARD	Adult Books (8)	111.61
US BANK/P-CARD	Bottle Brush 2pk (1)	5.44
US BANK/P-CARD	Carry Out Bag 500 cs (2)	209.70
US BANK/P-CARD	Disinfectant Wipes 4 Refi	99.24

## Report to Receive and File Town of Normal Expenditures for Payment as of 05/12/2022-06/08/2022

<u>Vendor Name</u>	<u>Payment Description</u>	<u>Transaction Amount</u>
US BANK/P-CARD	Faucet Sprayer Head	18.85
US BANK/P-CARD	Flower Garden Big Book (	60.89
US BANK/P-CARD	Flowers for Stephanie Ada	98.93
US BANK/P-CARD	Game Nintendo Switch - NE	52.50
US BANK/P-CARD	Google Workspace Domain R	10.00
US BANK/P-CARD	Items for SRP	129.98
US BANK/P-CARD	Lawn Mower Blades	63.96
US BANK/P-CARD	Library Supplies - Kraft	25.87
US BANK/P-CARD	Monitor Cables - HDMI to	18.99
US BANK/P-CARD	Monthly Membership Dues -	16.95
US BANK/P-CARD	Music CD - I WILL STAND B	18.59
US BANK/P-CARD	New DVD Rel. - GASOLINE	25.92
US BANK/P-CARD	New DVD Rel. - THE HUMAN	38.88
US BANK/P-CARD	New DVD Rel. - ABRAHAM LI	29.88
US BANK/P-CARD	New DVD Rel. - BORREGO (	12.99
US BANK/P-CARD	New DVD Rel. - EXPIRED (	27.98
US BANK/P-CARD	New DVD Rel. - LAST SURVI	35.97
US BANK/P-CARD	New DVD Rel. - LOCKDOWN	13.99
US BANK/P-CARD	New DVD Rel. - LOCKED DOW	71.96
US BANK/P-CARD	New DVD Rel. - MOONFALL	89.80
US BANK/P-CARD	New DVD Rel. - OUTFIT (1	18.39
US BANK/P-CARD	New DVD Rel. - SUPERINTEL	89.95
US BANK/P-CARD	New DVD Rel. - THE EXORCI	25.92
US BANK/P-CARD	New DVD Rel. - TURNING RE	99.95
US BANK/P-CARD	New DVD Rel. - UNCHARTED	231.89
US BANK/P-CARD	New DVD Rel. - WITHOUT RE	47.96
US BANK/P-CARD	New DVD Rel. - WORLD ENDS	12.99
US BANK/P-CARD	New Music Rel. - 1972 by	14.98
US BANK/P-CARD	New Music Rel. - BACK FRO	12.79
US BANK/P-CARD	New Music Rel. - BEAUTIFU	11.98
US BANK/P-CARD	New Music Rel. - FEAR OF	9.99
US BANK/P-CARD	New Music Rel. - HEART ON	13.79
US BANK/P-CARD	New Music Rel. - PALOMINO	11.97
US BANK/P-CARD	New Music Rel. - SZNZ: SP	8.98
US BANK/P-CARD	New Music Rel. - WE by AR	13.59
US BANK/P-CARD	New Nintendo Switch Game	28.00
US BANK/P-CARD	New Rel. DVD - KING'S DAU	59.84
US BANK/P-CARD	New TV Series - NANCY DRE	29.99

## Report to Receive and File Town of Normal Expenditures for Payment as of 05/12/2022-06/08/2022

<u>Vendor Name</u>	<u>Payment Description</u>	<u>Transaction Amount</u>
US BANK/P-CARD	New TV Series - THE GOOD	24.95
US BANK/P-CARD	New TV Series Rel. - HEAR	21.33
US BANK/P-CARD	Nintendo Switch Game - GR	24.99
US BANK/P-CARD	Nintendo Switch Game - KI	54.97
US BANK/P-CARD	Nintendo Switch Game - LE	57.90
US BANK/P-CARD	Online Software Storage S	9.99
US BANK/P-CARD	Patron Req. - Adult Book	16.99
US BANK/P-CARD	Patron Req. - Adult Books	11.49
US BANK/P-CARD	Play Station 4 Game - LEG	59.99
US BANK/P-CARD	PlayStation 5 Game - LEGO	59.60
US BANK/P-CARD	Podcast Hosting Service	15.00
US BANK/P-CARD	Prizes for SRP	3,112.89
US BANK/P-CARD	Renewal - 2022 ILA Member	200.00
US BANK/P-CARD	Renewal - 2022 Membership	150.00
US BANK/P-CARD	Repl. DVD - SPIDER-MAN (	28.00
US BANK/P-CARD	Replacement for Library o	39.82
US BANK/P-CARD	Replacements for Library	7.88
US BANK/P-CARD	Social Media Advertising	40.00
US BANK/P-CARD	Staff T-Shirts	974.84
US BANK/P-CARD	Supplies - Adult Crafts -	45.00
US BANK/P-CARD	Supplies - Plastic Sheeti	31.47
US BANK/P-CARD	Supplies for Library of T	38.97
US BANK/P-CARD	Supplies for Maker Academ	39.33
US BANK/P-CARD	Surge Protector (2) - Dia	88.47
US BANK/P-CARD	Web Domain Privacy Regist	64.95
US BANK/P-CARD	Web Domain Registration -	199.95
US BANK/P-CARD	Wireless Mouse-Keyboards	106.02
VAN GUNDY AGENCY	POLICY#MY100256407	7,982.00
VERIZON WIRELESS	ACCT.# 880398978-00001/RE	296.52
VERIZON WIRELESS	LINE FOR CURB-IT CALLS DU	49.42
WALMART COMMUNITY BRC	MISC.LIBRARY SUPPLIES	762.48
WATTS COPY SYSTEMS, INC.	B/W COLOR IMAGES	356.39
WATTS COPY SYSTEMS, INC.	B/W, COLOR IMAGES	179.18
WATTS COPY SYSTEMS, INC.	B/W,COLOR IMAGES	1,091.69
WILDLIFE PRAIRIE PARK	WILDLIFE PARK ADVENTURE F	354.50
Library Fund	Library Administration - Total	64,019.27

**Library Special Reserve   Library   Administration**

## Report to Receive and File Town of Normal Expenditures for Payment as of 05/12/2022-06/08/2022

<u>Vendor Name</u>	<u>Payment Description</u>	<u>Transaction Amount</u>
MCKEE ENVIRONMENTAL INC	TESTING CARPET MASTIC	435.00
STUDIO GC INC.	INTERIOR ABATEMENT/RENOV.	89,940.88
STUDIO GC INC.	PLANNING FOR ABATEMENT	975.00
Library Special Reserve    Library	Administration                      - Total	<b>91,350.88</b>
<b>Overall - Total</b>		<b>156,195.38</b>



### Revenue & Expense Report

Account

Fiscal Year

All

FY2021-22

0

2

April - May

## Revenue

YTD Revenue Pivot

Fund	Current Year Approved Budget	Current Year Revised Budget	Current Year Revenue	Current Year Revenue % of Budget	Previous Year Revenue	Revenue % Change from Previous Year
<b>221-Library Fund</b>	<b>4,065,523.00</b>	<b>4,065,523.00</b>	<b>351,501.11</b>	<b>8.65%</b>	<b>306,854.45</b>	<b>14.55%</b>
31110-Property Tax	3,845,800.00	3,845,800.00	291,838.33	7.59%	253,562.30	15.10%
31530-State Replacement Revenue	110,100.00	110,100.00	43,716.54	39.71%	43,599.54	0.27%
33260-State Grants	65,621.00	65,621.00	10,000.00	15.24%		0.00%
34720-Photocopy Fees	2,000.00	2,000.00	1,397.70	69.89%		0.00%
34750-Replacements Books/AV	5,000.00	5,000.00	1,275.56	25.51%	470.96	170.84%
38210-Investment Income	36,602.00	36,602.00	3,272.98	8.94%	6,202.90	-47.23%
38530-Donations	200.00	200.00				
38910-Miscellaneous	200.00	200.00			3,018.75	-100.00%
<b>222-Library Replacement Fund</b>	<b>92,614.00</b>	<b>92,614.00</b>	<b>13,843.58</b>	<b>14.95%</b>	<b>13,157.47</b>	<b>5.21%</b>
38210-Investment Income	20,623.00	20,623.00	1,845.08	8.95%	2,247.31	-17.90%
39192-Transfer From	71,991.00	71,991.00	11,998.50	16.67%	10,910.16	9.98%
<b>223-Library Special Reserve</b>	<b>10,023.00</b>	<b>10,023.00</b>	<b>676.50</b>	<b>6.75%</b>	<b>17.47</b>	<b>3772.35%</b>
38210-Investment Income	7,523.00	7,523.00	676.50	8.99%	17.47	3772.35%
38910-Miscellaneous	2,500.00	2,500.00				
<b>Total</b>	<b>4,168,160.00</b>	<b>4,168,160.00</b>	<b>366,021.19</b>	<b>8.78%</b>	<b>320,029.39</b>	<b>14.37%</b>

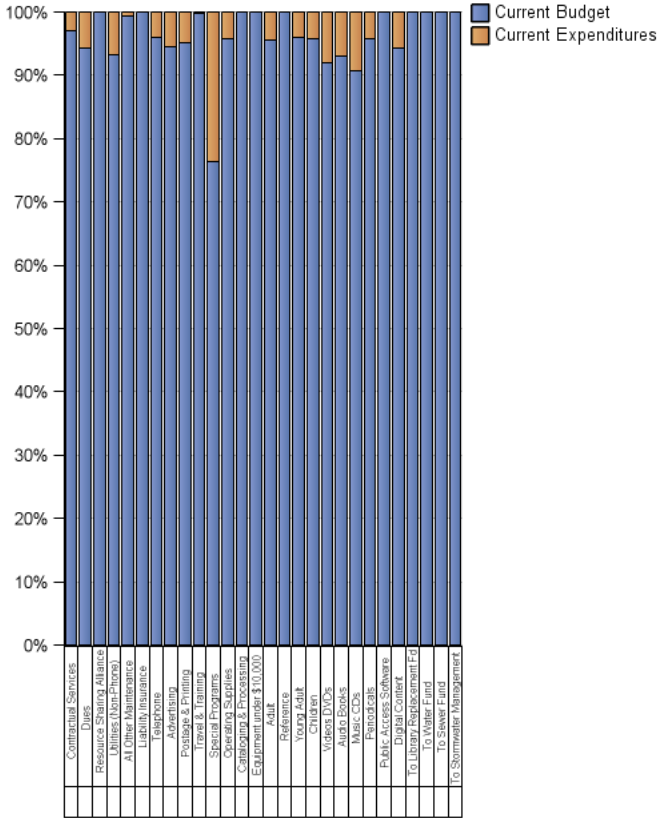
## Expense

YTD Expense Pivot

Fund	Current Year Approved	Current Year Revised	Current Year Spent	Current Year Encumbrance	Current Year Expense and Encumbrance	Budget Balance	Previous Year Expense	Percent Remaining Current Year
<b>221-Library Fund</b>	<b>4,129,544.00</b>	<b>4,145,210.00</b>	<b>471,612.80</b>	<b>355,339.52</b>	<b>826,952.32</b>	<b>3,318,257.68</b>	<b>466,359.20</b>	<b>80.05%</b>
10-Administration	4,129,544.00	4,145,210.00	471,612.80	355,339.52	826,952.32	3,318,257.68	466,359.20	80.05%
<b>222-Library Replacement Fund</b>	<b>177,000.00</b>	<b>184,300.00</b>	<b>7,300.00</b>	<b>0.00</b>	<b>7,300.00</b>	<b>177,000.00</b>	<b>63,144.00</b>	<b>96.04%</b>
10-Administration	177,000.00	184,300.00	7,300.00	0.00	7,300.00	177,000.00	63,144.00	96.04%
<b>223-Library Special Reserve</b>	<b>1,000.00</b>	<b>18,981.00</b>	<b>0.00</b>	<b>17,980.90</b>	<b>17,980.90</b>	<b>1,000.10</b>		<b>5.27%</b>
10-Administration	1,000.00	18,981.00	0.00	17,980.90	17,980.90	1,000.10		5.27%
<b>Total</b>	<b>4,307,544.00</b>	<b>4,348,491.00</b>	<b>478,912.80</b>	<b>373,320.42</b>	<b>852,233.22</b>	<b>3,496,257.78</b>	<b>529,503.20</b>	<b>80.40%</b>

### Budget to Actual Expenditures

Library - Administration (Library Fund )



Expenditure Fiscal Year

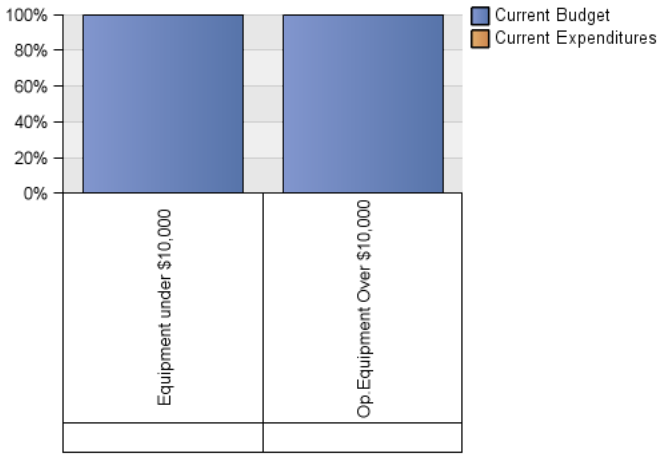
Library Fund	Library	Administration	Expenditure Fiscal Year	Current Expenditures	Year to Date Expenditures	Current Encumbered Amount	Current Budget	Variance	Original Budget	% Remaining	Exp + Enc			
Library Fund	Library	Administration	<a href="#">221-9010-455-20-10</a> Contractual Services	\$3,816.99	\$23,021.34	\$35,145.74	\$129,626.00	\$67,641.93	\$129,626.00	52%	\$38,962.73			
			<a href="#">221-9010-455-20-20</a> Dues	\$350.00	\$300.00	\$0.00	\$5,796.00	\$5,146.00	\$5,796.00	89%	\$350.00			
			<a href="#">221-9010-455-24-10</a> Resource Sharing Alliance	\$0.00	\$0.00	\$0.00	\$66,890.00	\$66,890.00	\$66,890.00	100%	\$0.00			
			<a href="#">221-9010-455-25-10</a> Utilities (Non-Phone)	\$3,006.83	\$1,224.19	\$0.00	\$42,000.00	\$37,768.98	\$42,000.00	90%	\$3,006.83			
			<a href="#">221-9010-455-25-60</a> All Other Maintenance	\$400.46	\$267.64	\$16,619.39	\$72,000.00	\$54,712.51	\$72,000.00	76%	\$17,019.85			
			<a href="#">221-9010-455-30-10</a> Liability Insurance	\$0.00	\$38,139.00	\$7,986.00	\$42,991.00	(\$3,134.00)	\$42,991.00	-7%	\$7,986.00			
			<a href="#">221-9010-455-30-15</a> Telephone	\$395.94	\$204.00	\$1,473.92	\$9,270.00	\$7,196.14	\$9,270.00	78%	\$1,869.86			
			<a href="#">221-9010-455-30-20</a> Advertising	\$870.00	\$0.00	\$0.00	\$15,000.00	\$14,130.00	\$15,000.00	94%	\$870.00			
			<a href="#">221-9010-455-30-25</a> Postage & Printing	\$1,034.83	\$2,719.09	\$10,920.92	\$20,600.00	\$5,925.16	\$20,600.00	29%	\$11,955.75			
			<a href="#">221-9010-455-30-35</a> Travel & Training	\$15.00	\$975.87	\$0.00	\$12,240.00	\$11,249.13	\$12,240.00	92%	\$15.00			
			<a href="#">221-9010-455-30-40</a> Special Programs	\$4,638.92	\$3,879.72	\$4,406.01	\$15,000.00	\$2,075.35	\$15,000.00	14%	\$9,044.93			
			<a href="#">221-9010-455-35-10</a> Operating Supplies	\$2,954.78	\$821.87	\$30,471.96	\$66,606.00	\$32,357.39	\$64,000.00	49%	\$33,426.74			
			<a href="#">221-9010-455-35-15</a> Cataloging & Processing	\$0.00	\$1,269.50	\$11,930.50	\$15,450.00	\$2,250.00	\$15,450.00	15%	\$11,930.50			
			<a href="#">221-9010-455-35-80</a> Equipment under \$10,000	\$0.00	\$0.00	\$0.00	\$1,000.00	\$1,000.00	\$1,000.00	100%	\$0.00			
			<a href="#">221-9010-455-36-10</a> Adult	\$4,340.09	\$6,403.34	\$56,888.85	\$94,048.00	\$26,415.72	\$94,048.00	28%	\$61,228.94			
			<a href="#">221-9010-455-36-15</a> Reference	\$0.00	\$0.00	\$0.00	\$6,000.00	\$6,000.00	\$6,000.00	100%	\$0.00			
			<a href="#">221-9010-455-36-20</a> Young Adult	\$574.62	\$475.85	\$11,549.53	\$13,506.00	\$906.00	\$13,506.00	7%	\$12,124.15			
			<a href="#">221-9010-455-36-25</a> Children	\$3,979.04	\$2,854.06	\$67,266.90	\$90,041.00	\$15,941.00	\$90,041.00	18%	\$71,245.94			
			<a href="#">221-9010-455-37-15</a> Videos DVDs	\$1,434.49	\$552.38	\$7,970.36	\$16,480.00	\$6,522.77	\$16,480.00	40%	\$9,404.85			
			<a href="#">221-9010-455-37-20</a> Audio Books	\$1,132.72	\$334.39	\$12,559.80	\$15,027.00	\$1,000.09	\$15,000.00	7%	\$13,692.52			
			<a href="#">221-9010-455-37-30</a> Music CDs	\$454.61	\$115.75	\$2,187.01	\$4,500.00	\$1,742.63	\$4,500.00	39%	\$2,641.62			
			<a href="#">221-9010-455-38-10</a> Periodicals	\$761.10	\$39.00	\$11,387.90	\$17,505.00	\$5,317.00	\$17,505.00	30%	\$12,149.00			
							\$0.00	\$3,757.75	\$26,192.25	\$82,400.00	\$52,450.00	\$82,400.00	64%	\$26,192.25

		<a href="#">221-9010-455.38-20</a>	Public Access Software								
		<a href="#">221-9010-455.39-10</a>	Digital Content	\$5,776.80	\$6,229.83	\$13,238.37	\$96,099.00	\$70,854.00	\$96,099.00	74%	\$19,015.17
		<a href="#">221-9010-455.92-22</a>	To Library Replacement Fd	\$0.00	\$6,468.00	\$0.00	\$77,616.00	\$71,148.00	\$77,616.00	92%	\$0.00
		<a href="#">221-9010-455.95-02</a>	To Water Fund	\$0.00	\$242.54	\$0.00	\$3,365.00	\$3,122.46	\$3,365.00	93%	\$0.00
		<a href="#">221-9010-455.95-07</a>	To Sewer Fund	\$0.00	\$65.65	\$0.00	\$600.00	\$534.35	\$600.00	89%	\$0.00
		<a href="#">221-9010-455.95-10</a>	To Stormwater Management	\$0.00	\$50.60	\$0.00	\$773.00	\$722.40	\$773.00	93%	\$0.00
		<b>Summary</b>		<b>35,937.22</b>	<b>100,411.36</b>	<b>398,985.41</b>	<b>1,032,429.00</b>	<b>497,095.01</b>	<b>1,029,796.00</b>	<b>0.48</b>	<b>434,922.63</b>



**Budget to Actual Expenditures**

Library - Administration (Library Replacement Fund )

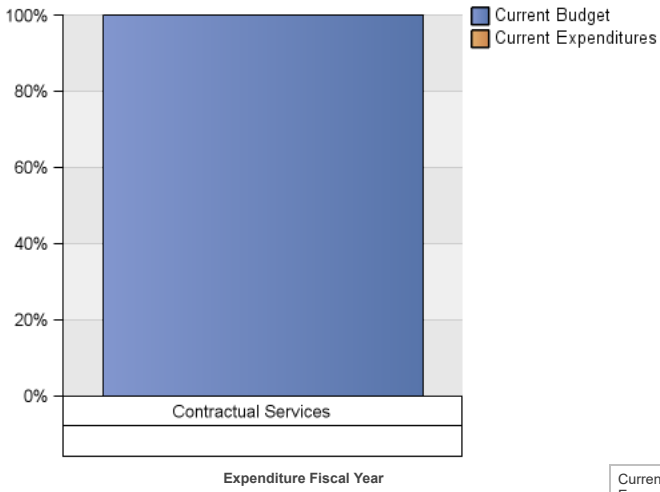


Expenditure Fiscal Year

				Current Expenditures	Year to Date Expenditures	Current Encumbered Amount	Current Budget	Variance	Original Budget	% Remaining	Exp + Enc	
Library Replacement Fund	Library	Administration	<a href="#">222-9010-455.35-80</a>	Equipment under \$10,000	\$0.00	\$0.00	\$0.00	\$271,225.00	\$271,225.00	\$271,225.00	100%	\$0.00
			<a href="#">222-9010-455.75-10</a>	Op. Equipment Over \$10,000	\$0.00	\$0.00	\$0.00	\$125,000.00	\$125,000.00	\$125,000.00	100%	\$0.00
			<b>Summary</b>		<b>0.00</b>	<b>0.00</b>	<b>0.00</b>	<b>396,225.00</b>	<b>396,225.00</b>	<b>396,225.00</b>	<b>1.00</b>	<b>0.00</b>

### Budget to Actual Expenditures

Library - Administration (Library Special Reserve )



Expenditure Fiscal Year					Current Expenditures	Year to Date Expenditures	Current Encumbered Amount	Current Budget	Variance	Original Budget	% Remaining	Exp + Enc
Library Special Reserve	Library	Administration	<a href="#">223-9010-455-20-10</a>	Contractual Services	\$0.00	\$0.00	\$0.00	\$300,000.00	\$300,000.00	\$300,000.00	100%	\$0.00
<b>Summary</b>					<b>0.00</b>	<b>0.00</b>	<b>0.00</b>	<b>300,000.00</b>	<b>300,000.00</b>	<b>300,000.00</b>	<b>1.00</b>	<b>0.00</b>

# NPL Circulation Statistics



## May 2022

	Year to Date			Month		
	2020-2021	2021-2022	2022-2023	2020	2021	2022
<b>Juvenile</b>						
Books	376	52,142	62,227	298	26,000	28,921
Videos	0	285	356	0	152	170
Audios	2	1,920	2,167	0	1,002	1,093
Magazines	0	25	91	0	25	42
Other	0	47	584	0	19	526
<b>Juvenile - Total</b>	<b>378</b>	<b>54,419</b>	<b>65,425</b>	<b>298</b>	<b>27,198</b>	<b>30,752</b>
<b>Teen</b>						
Books	26	2,585	2,380	21	1,264	1,101
Audios	0	11	3	0	3	2
Magazines	0	3	0	0	3	0
<b>Teen - Total</b>	<b>26</b>	<b>2,599</b>	<b>2,383</b>	<b>21</b>	<b>1,270</b>	<b>1,103</b>
<b>Adult</b>						
Books	243	18,575	21,758	224	9,174	10,499
Videos	60	5,257	7,504	51	2,689	3,655
Audios	10	2,207	2,507	6	1,131	1,111
Magazines	1	441	378	0	222	183
Other	13	846	1,729	4	420	607
<b>Adult - Total</b>	<b>327</b>	<b>27,326</b>	<b>33,876</b>	<b>285</b>	<b>13,636</b>	<b>16,055</b>
<b>Digital Content</b>						
eAudiobooks*	3,261	3,221	3,658	1,611	1,691	1,876
eBooks*	6,859	5,102	5,139	3,470	2,642	2,601
Magazines	516	266	270	285	108	142
Music	843	45	87	178	21	38
Streaming Video	805	928	488	500	290	246
Content Passes**			25			10
<b>Digital Content - Total**</b>	<b>12,284</b>	<b>9,562</b>	<b>9,667</b>	<b>6,044</b>	<b>4,752</b>	<b>4,913</b>
<b>Total Circulation**</b>	<b>13,015</b>	<b>93,906</b>	<b>111,351</b>	<b>6,648</b>	<b>46,856</b>	<b>52,823</b>

\*\* Content Passes counted differently beginning January 2022

# NPL Collection Holdings



## May 2022

	Beginning Total	Ending Total	Current Month		Year to Date	
			Added (+)	Change	Added (+)	Change
<b>Juvenile</b>						
Books	83,907	83,979	391	-319	669	-502
Videos	962	959	0	-3	0	-3
Audios	2,305	2,239	19	-85	65	-237
Magazines	204	221	18	-1	36	0
Other	122	122	0	0	0	-4
<b>Juvenile - Total</b>	<b>87,500</b>	<b>87,520</b>	<b>428</b>	<b>-408</b>	<b>770</b>	<b>-746</b>
<b>Teen</b>						
Books	5,240	5,286	53	-7	125	-16
Audios	38	38	0	0	0	0
Magazines	22	23	1	0	3	0
<b>Teen - Total</b>	<b>5,300</b>	<b>5,347</b>	<b>54</b>	<b>-7</b>	<b>128</b>	<b>-16</b>
<b>Adult</b>						
Books	55,191	55,295	329	-225	670	-269
Videos	15,957	15,983	98	-72	171	-78
Audios	13,923	13,914	2	-11	53	-13
Magazines	2,019	1,921	126	-224	299	-327
Other	2,127	2,137	15	-5	27	-6
<b>Adult - Total</b>	<b>89,217</b>	<b>89,250</b>	<b>570</b>	<b>-537</b>	<b>1,220</b>	<b>-693</b>
<b>Total Collection</b>	<b>182,017</b>	<b>182,117</b>	<b>1,052</b>	<b>-952</b>	<b>2,118</b>	<b>-1,455</b>

# NPL Digital Content by Month



This dashboard tracks the number of downloads or uses by month for our different digital content platforms.

	1.22	2.22	3.22	4.22	5.22	
<b>eRead Illinois</b>						
eAudiobooks	316	280	289	252	256	
eBooks	406	302	325	315	281	
<b>eRead Illinois Total</b>	<b>722</b>	<b>582</b>	<b>614</b>	<b>567</b>	<b>537</b>	
<b>Freeding</b>						
	4	4	6	9	7	
<b>Hoopla</b>						
eAudiobooks	888	856	906	1004	1086	
eBooks	538	609	632	664	751	
Movies/TV	88	132	145	120	135	
Music	39	34	47	49	38	
<b>Hoopla Total</b>	<b>1,553</b>	<b>1,631</b>	<b>1,730</b>	<b>1,837</b>	<b>2,010</b>	
<b>Kanopy</b>						
Individual Titles Plays	86	70	55	76	62	
Plays Through Passes	129	102	45	46	49	
<b>Kanopy Total Videos Played</b>	<b>215</b>	<b>172</b>	<b>100</b>	<b>122</b>	<b>111</b>	
<b>OverDrive</b>						
eAudio	606	480	515	526	534	
eBooks	1,971	1,571	1,574	1,550	1,562	
Magazines	160	110	135	128	142	
<b>OverDrive Total</b>	<b>2,737</b>	<b>2,161</b>	<b>2,224</b>	<b>2,204</b>	<b>2,238</b>	
<b>Total Downloads or Uses</b>						
eAudiobooks	1,810	1,616	1,710	1,782	1,876	
eBooks	2,919	2,486	2,537	2,538	2,601	
Magazines	160	110	135	128	142	
Music	39	34	47	49	38	
Streaming Video	303	304	245	242	246	
<b>Hoopla 7-day BingePass</b>						
hoopla Magazines	7	2	2	6	3	
The Great Courses	3	0	2	0	3	
Curiosity Stream	0	2	0	1	2	
<b>Kanopy Passes</b>						
Kids Play	5	3	3	2	0	
Series Play (TGC)	3	2	1	3	0	
<b>OverDrive 7-Day Passes</b>						
The Great Courses	2	2	1	1	0	
IndieFlix	2	3	1	1	0	
Stingray Qello	0	1	0	1	2	
Craftsy	1	1	1	0	0	
<b>Total Passes</b>	<b>23</b>	<b>16</b>	<b>11</b>	<b>15</b>	<b>10</b>	

# NPL Monthly Statistics



May 2022

## Library Card Registration

### Registration - Fiscal Year 2023

	Beginning count	Registered	Purged	Cards in force YTD	FY22	FY21
Adult	25,719	195	-5	25,909	23,554	34,414
Teen	3,162	6	-12	3,156	2,966	3,416
Juvenile	8,444	27	-8	8,463	7,578	8,766
<b>Total</b>	<b>37,325</b>	<b>228</b>	<b>-25</b>	<b>37,528</b>	<b>34,098</b>	<b>46,596</b>

Patron Count	Current Month	Current YTD	FY22	FY21
Door Count	12,061	25,578		
Offsite programs (est)		-		
<b>Year to Date Total</b>		<b>25,578</b>	<b>16,433</b>	<b>0</b>

## Interlibrary Loan and System Holds

	Current Month	Current YTD	FY22	FY21
Borrowed/Rec'd	2,666	5,686	5,486	-
Loaned	2,640	5,806	5,566	-
Reciprocal borrowing	12,472	25,686	19,863	-

## Public PCs

	Total Uses	Total Time (hrs)	Average Session (min)	YTD Uses
Children*	1	0	1	1
Adult	693	532	46	1,385
Public Laptop	26	25	57	42
Quick-Use	-	-	-	-
<b>Totals</b>	<b>720</b>	<b>557</b>	<b>104</b>	<b>1,428</b>

\*Use of Children's PCs is for testing purposes - these are not currently available for patrons.

# normalpl.org Site Statistics



## May 2022

	Annual Totals Year to Date			May		
	FY 2021	FY 2022	FY 2023	2020	2021	2022
<b>Site Views over time</b>						
Pageviews	31,879	49,430	74,080	18,129	24,674	34,922
Unique Pageviews	25,388	38,550	58,480	14,698	19,266	28,235
<b>Sessions</b>	14,875	25,757	34,093	8,435	12,370	17,073

### Top Viewed Pages FY 2023

/	31,498
/events/month	2,056
/events/upcoming	1,822
/summerreading	1,207
/events/month/2022/06	785
/challenges	704
/employment	701
/learning-resources	652
/events/upcoming?page=1	586
/events/month/2022/05	492

### Usage by Device FY 2023

Desktop	53.0%
Mobile	44.9%
Tablet	2.1%

### Top Viewed Pages May 2022

/	15,597
/summerreading	1,068
/events/upcoming	1,007
/events/month	923
/events/month/2022/06	529
/challenges	507
/employment	402
/learning-resources	399
/event/camp-npl-kickoff-party	394
/events/upcoming?page=1	358

### Usage by Device May 2022

Desktop	52.7%
Mobile	45.7%
Tablet	1.6%